




High Directivity Backlights



Outline

The thin flat surface emits high-directivity light evenly.

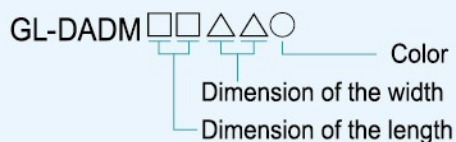
Feature

1. Dimensional measurement accuracy up to 10 μ m.
2. Equipped with a high-directivity optical mode, it can suppress the diffusion of light and achieve high-directivity illumination.
3. The brightness is greatly improved and high-speed detection is applicable.
4. Suitable for dimensional measurement.

Applications

1. Exterior visual inspection for electronic parts
2. Lead frame inspection
3. Inspection of transparent object from stain and other particles
4. Omnigenous outline observations
5. Inspection in bend lead for GFPS, QSPs, and SOPs

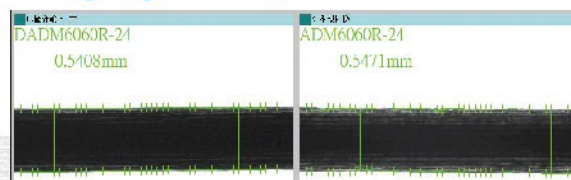
Model explanation



Available Models

Model	Color	Power Consumption	Weight (g)	Dimension
GL-DADM3030R-24	●	24V/1.44W		
GL-DADM3030W/B/G-24	○ ● ●	24V/1.86W	30	1
GL-DADM3030IR-24	●	24V/1.44W		
GL-DADM6060R-24	●	24V/4.1W		
GL-DADM6060W/B/G-24	○ ● ●	24V/5.3W	60	2
GL-DADM6060IR-24	●	24V/4.1W		
GL-DADM9090R-24	●	24V/9.2W		
GL-DADM9090W/B/G-24	○ ● ●	24V/9.4W	160	3
GL-DADM9090IR-24	●	24V/9.2W		
GL-DADM120120R-24	●	24V/16.4W	260	
GL-DADM120120W/B/G-24	○ ● ●	24V/21.2W	283	4
GL-DADM120120IR-24	●	24V/16.4W	260	

Imaging examples



Luminous intensity distribution characteristics



Dimensional Diagrams(mm)

