

2/3" Support, IR-Corrected Fixed Focal Length Lenses

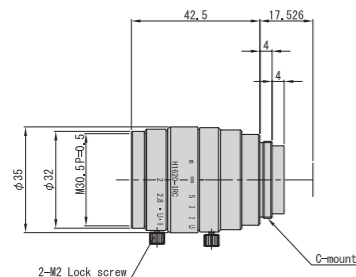


MTF [30%] (lp/mm: unit of resolution)
 Center 200 lp/mm Periphery 200 lp/mm Image height 70%

Support sensor / image circle size
 1/4" 1/3" 1/2" 1/1.8" 2/3" 1" 1.1" 4/3"

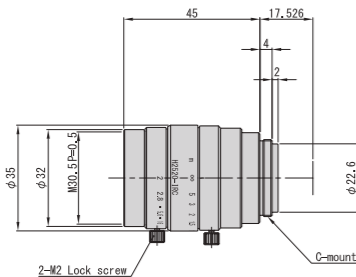
- 2/3", 8MP, 2.74 μm support
- Compact design with smaller and lighter housing
- Minimized focus shift from visible to IR range, making it suitable for a wide range of applications from FA to ITS
- Maintains high resolution both in the ∞ range and in near field of view

VS-H1620-IRC



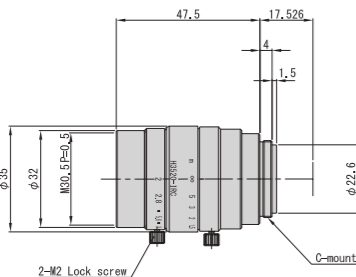
Focal Length (f)	16 mm
Maximum Aperture Ratio	1:2.0
Aperture	F2.0 ~ 16
Angle of View (2/3")	25.3° x 29.9° (Diagonal:39.1°)
M.O.D	500 mm
TV Distortion (2/3")	-0.92 %
Operation	Manual (Lock screw M2)
Wavelength	Visible ~ 950nm
Mount	C-Mount
Flange Back	17.526 mm
Sensor Size (max.)	2/3"
Filter Thread	M 30.5 P = 0.5
Weight (approx.)	96 g
Dimension	φ35(max.) x L = 42.5 mm

VS-H2520-IRC



Focal Length (f)	25 mm
Maximum Aperture Ratio	1:2.0
Aperture	F2.0 ~ 16
Angle of View (2/3")	16.3° x 19.2° (Diagonal:25.1°)
M.O.D	500 mm
TV Distortion (2/3")	-0.33 %
Operation	Manual (Lock screw M2)
Wavelength	Visible ~ 950nm
Mount	C-Mount
Flange Back	17.526 mm
Sensor Size (max.)	2/3"
Filter Thread	M 30.5 P = 0.5
Weight (approx.)	100 g
Dimension	φ35(max.) x L = 45 mm

VS-H3520-IRC



Focal Length (f)	35 mm
Maximum Aperture Ratio	1:2.0
Aperture	F2.0 ~ 16
Angle of View (2/3")	11.6° x 13.7° (Diagonal:18.0°)
M.O.D	500 mm
TV Distortion (2/3")	-0.20 %
Operation	Manual (Lock screw M2)
Wavelength	Visible ~ 950nm
Mount	C-Mount
Flange Back	17.526 mm
Sensor Size (max.)	2/3"
Filter Thread	M 30.5 P = 0.5
Weight (approx.)	106 g
Dimension	φ35(max.) x L = 47.5 mm

Table for WD, FOV and Extension Tube Length (Reference)

Extension Tube (mm)	Model Focal Length Focus	VS-H1620-IRC f16 ∞ ~ 500		VS-H2520-IRC f25 ∞ ~ 500		VS-H3520-IRC f35 ∞ ~ 500	
		WD	FOV	WD	FOV	WD	FOV
0	WD	500		500		500	
	2/3"	229.0 x 271.0	114.5 x 135.5	147.9 x 175.0	104.4 x 123.5	102.9 x 121.7	85.5 x 101.2
	1/2"	154.8 x 206.5	77.4 x 103.2	100.0 x 133.3	70.6 x 94.1	69.6 x 92.8	57.8 x 77.1
	Mag.	0.031x	0.062x	0.048x	0.068x	0.069x	0.083x
0.5	WD	504.8	245.7	1232	349.5	2494	411.3
	2/3"	229.0 x 271.0	114.5 x 135.5	355.0 x 420.0	104.4 x 123.5	507.1 x 600.0	85.5 x 101.2
	1/2"	154.8 x 206.5	77.4 x 103.2	240.0 x 320.0	70.6 x 94.1	342.9 x 457.1	57.8 x 77.1
	Mag.	0.031x	0.062x	0.020x	0.068x	0.014x	0.083x
1	WD	245.7	157.5	606.9	265.9	1198	350.3
	2/3"	114.5 x 135.5	75.5 x 89.4	177.5 x 210.0	80.7 x 95.5	244.8 x 289.7	73.2 x 86.6
	1/2"	77.4 x 103.2	51.1 x 68.1	120.0 x 160.0	54.5 x 72.7	165.5 x 220.7	49.5 x 66.0
	Mag.	0.062x	0.094x	0.040x	0.088x	0.029x	0.097x
1.5	WD	159.3	115.1	398.5	213.2	804.4	304.7
	2/3"	76.3 x 90.3	56.8 x 67.2	118.3 x 140.0	65.7 x 77.8	165.1 x 195.3	64.0 x 75.7
	1/2"	51.6 x 68.8	38.4 x 51.2	80.0 x 106.7	44.4 x 59.3	111.6 x 148.8	43.2 x 57.7
	Mag.	0.093x	0.125x	0.060x	0.108x	0.043x	0.111x
2	WD	115.1	89.6	294.3	177.1	604.1	267.1
	2/3"	56.8 x 67.2	45.5 x 53.8	88.8 x 105.0	55.5 x 65.6	124.6 x 147.4	56.3 x 66.7
	1/2"	38.4 x 51.2	30.8 x 41.0	60.0 x 80.0	37.5 x 50.0	84.2 x 112.3	38.1 x 50.8
	Mag.	0.125x	0.156x	0.080x	0.128x	0.057x	0.126x
5	WD	38.2	33.4	106.7	82.5	234.0	154.9
	2/3"	22.8 x 27.0	20.7 x 24.5	35.5 x 42.0	28.6 x 33.9	49.7 x 58.7	33.6 x 39.8
	1/2"	15.4 x 20.6	14.0 x 18.7	24.0 x 32.0	19.4 x 25.8	33.6 x 44.8	22.7 x 30.3
	Mag.	0.311x	0.343x	0.200x	0.248x	0.143x	0.211x
10	WD			44.2	37.5	111.8	87.8
	2/3"			17.8 x 21.0	15.8 x 18.8	24.9 x 29.5	20.1 x 23.7
	1/2"			12.0 x 16.0	10.7 x 14.3	16.8 x 22.5	13.6 x 18.1
	Mag.			0.400x	0.448x	0.285x	0.354x
15	WD					70.6	59.4
	2/3"					16.6 x 19.6	14.3 x 16.9
	1/2"					11.2 x 15.0	9.7 x 12.9
	Mag.					0.428x	0.496x
20	WD					50.2	43.6
	2/3"					12.5 x 14.7	11.1 x 13.1
	1/2"					8.4 x 11.2	7.5 x 10.0
	Mag.					0.570x	0.639x
25	WD					37.9	33.6
	2/3"					10.0 x 11.8	9.1 x 10.8
	1/2"					6.7 x 9.0	6.1 x 8.2
	Mag.					0.713x	0.781x
30	WD						
	2/3"						
	1/2"						
	Mag.						
35	WD						
	2/3"						
	1/2"						
	Mag.						
40	WD						
	2/3"						
	1/2"						
	Mag.						
45	WD						
	2/3"						
	1/2"						
	Mag.						
50	WD						
	2/3"						
	1/2"						
	Mag.						

Description of the table (mm)

Extension Tube (mm)	Model Focal Length Focus	VS-H○○○○-IRC (f ∞ ~ 500mm)		
5	WD	103	130	→ Object Distance (mm)
	1/2"	18x24	24x32	→ The distance between the object and the front of the lens
	1/3"	14x19	19x25	→ FOV with a 1/2" sensor
	Mag.	0.25x	0.20x	→ FOV with a 1/3" sensor
				→ Optical Magnification

Length of Extension Tube (t)